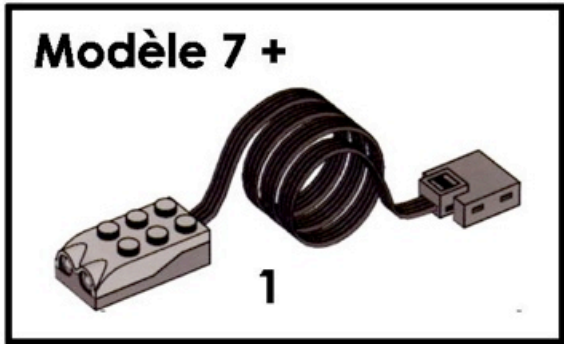




Le joueur de soccer

Modèle 7

Source : Plan et images de LEGO Education
Modification et bonification des plans par le Service national du RÉCIT à l'éducation préscolaire
Mars 2009




2

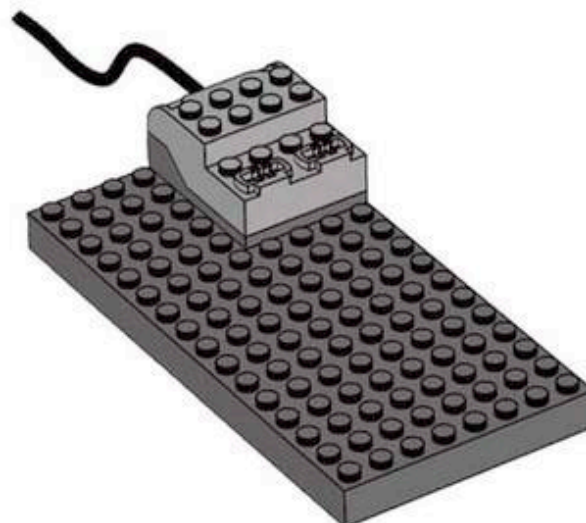
1 brique 8 X 16

1 mini concentrateur USB

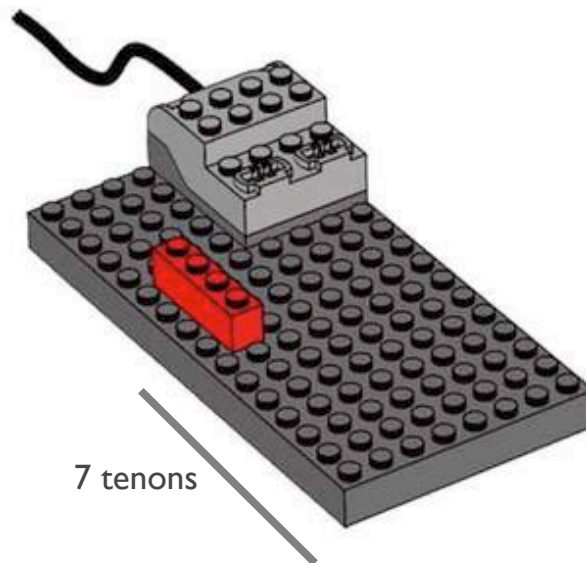
1 poutre rouge 1 X 4



1



2



7 tenons

1 poutre rouge 1 X 6

1 poutre rouge 1 X 2

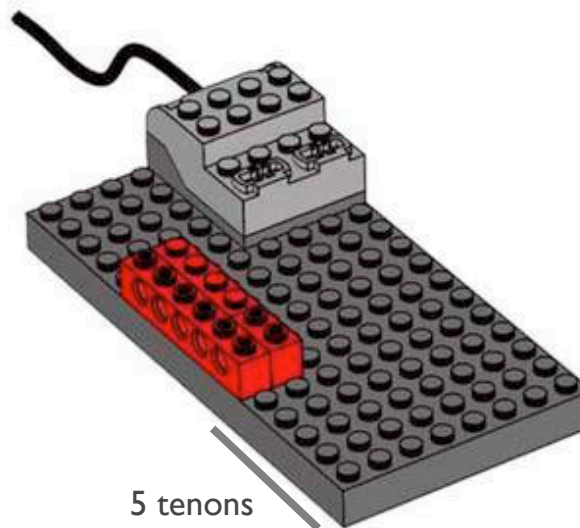


1 poutre jaune en pente
2 X 2

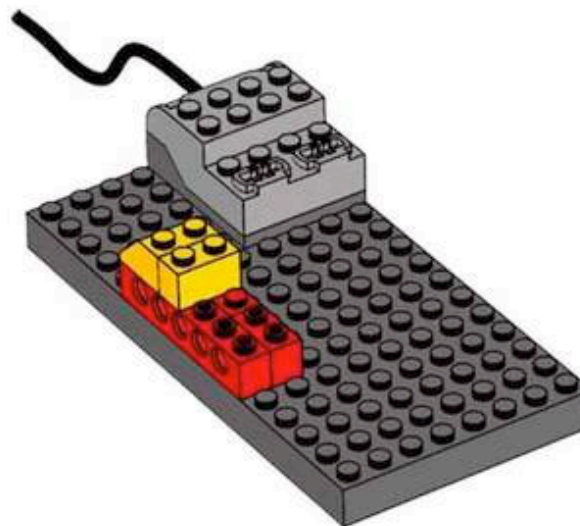
1 poutre jaune 1 X 2



3



4

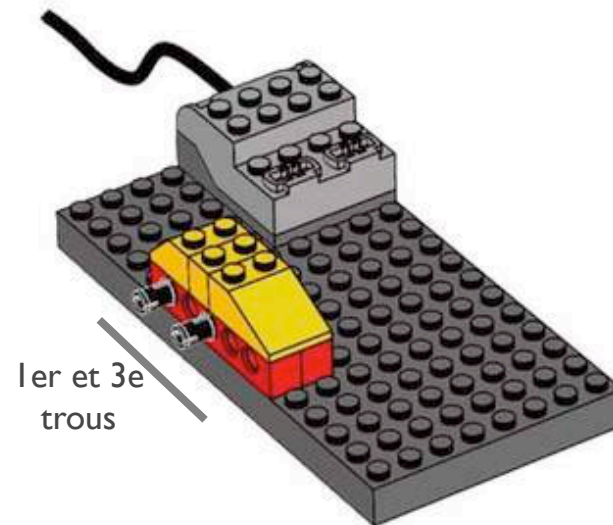


1 poutre jaune en pente
2 X 3

2 clavettes à friction




5




1 plaque 2 X 4

1 poutre rouge 1 X 16



6



2 poutres rouges 1 X 2




1 plaque 2 X 4



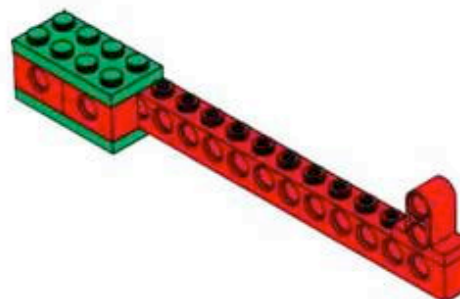
1 poutre plate à deux modules



7

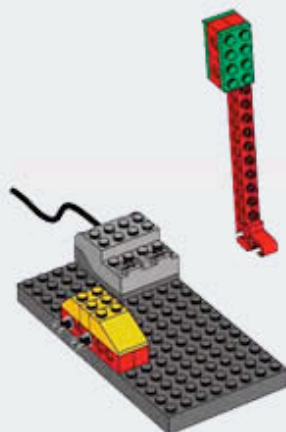


8

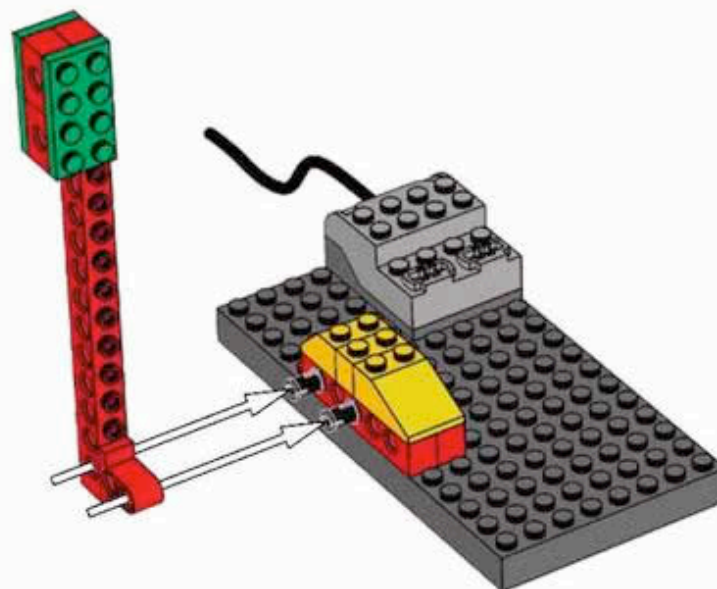


I arbre cruciforme
(grandeur 6)

I moteur



9



10



2 clavettes à friction

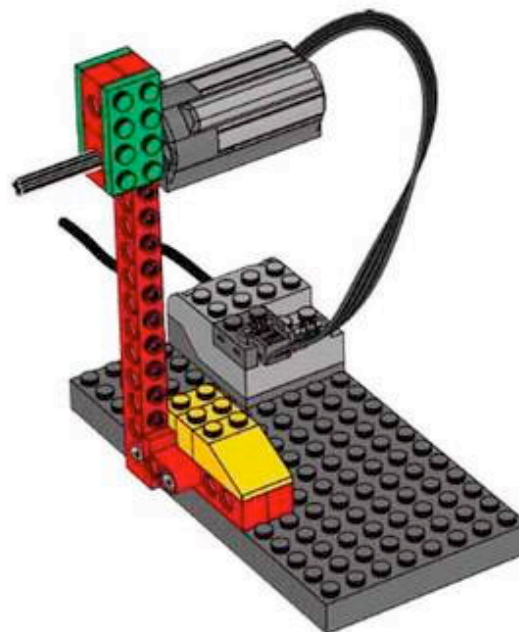
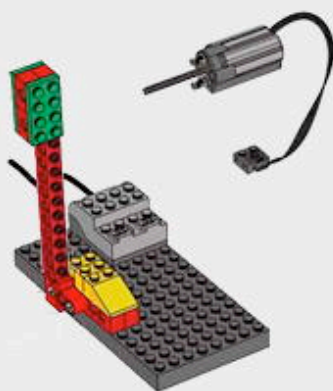


11

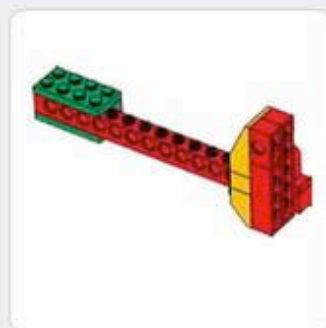
en haut
et en bas



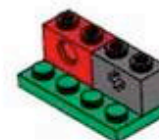
12




1 plaque 2 X 4
1 poutre rouge 1 X 2
1 poutre grise 1 X 2



13



14




1 poutre rouge 1 X 16



1 plaque 2 X 4
1 poutre plate à
deux modules




15



16

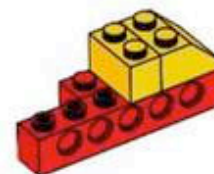
1 poutre rouge 1 X 4
1 poutre rouge 1 X 6



1 brique jaune en pente
2 X 2
1 poutre jaune 1 X 2

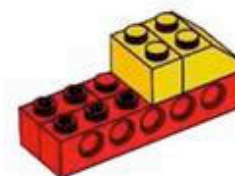


17



18

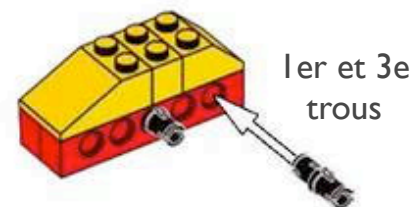
1 poutre rouge 1 X 2



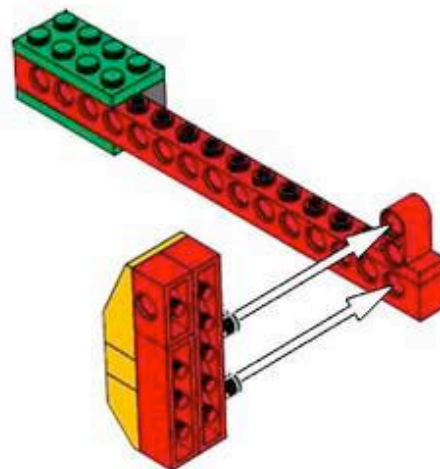
1 brique jaune en pente
2 X 3
2 clavettes à friction



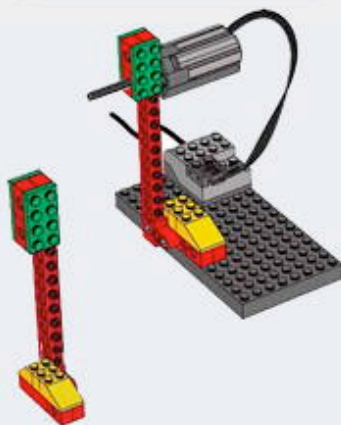
19



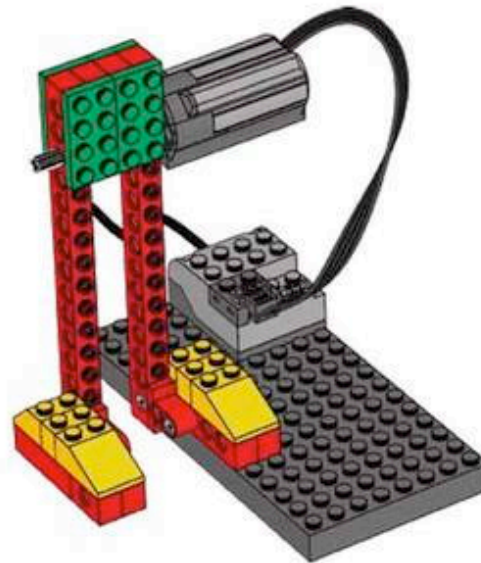
20



Bravo!



21





Le joueur de soccer

Modèle 7 +

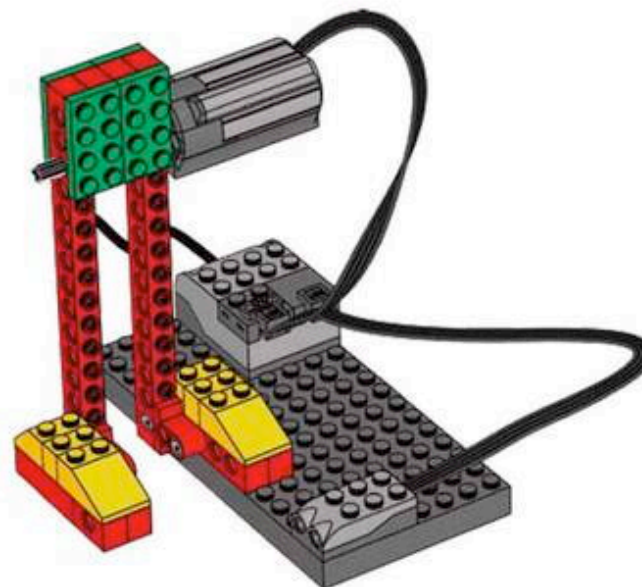
Source : Plan et images de LEGO Education
Modification et bonification des plans par le Service national du RÉCIT à l'éducation préscolaire
Février 2009

Le capteur de mouvement

Bravo!



22



LEGO, the LEGO logo and WEDO are trademarks of the/son des marques de commerce de/son marcas registradas de LEGO Group. ©2008 The LEGO Group.